



Industrial shelving and cabinets

There is a place for each item

Shelves and cabinets are needed to keep the workplace in good order. We have a large range of products, and the product families are presented in more detail on these pages. In selection of furniture

elements, the space dimensions and the load capacity needed should be considered. Shelves are also excellent as space dividers. ESD protection is also available.



Extended tool life

The service life and condition of tools can be significantly improved through their appropriate storage. They are stored in their own places, protected from dust and dirt, in a locked cabinet.

A versatile storage solution is created by using suitable accessories

An open shelf is not always the best way to store things. Tools, expensive equipment, and small items need another type of solution. Through using lockable drawers or adding doors and walls, an open shelving system is turned into a versatile storage solution. Drawers can be fitted with a variety of interior combinations, to suit the tools stored in them.

The Sovella Storage System is Easy to Modify

A storage system is built around the basic component, and extension parts, doors, screens, and other accessories can be added to create an efficient overall solution. In addition the shelf heights can easily be adjusted as needed. Even the load capacity can be increased by adding additional supports.

Industrial shelving and cabinets



The Sovella Heavy Storage System is designed for heavy items

When the items are heavy, shelves need to be very strong as well. Computer servers or large measurement instruments can be surprisingly heavy. A heavy storage system is designed for load capacities of up to 880 lbs/shelf.

Sovella Industrial Cabinets provides a tidy, efficient working environment

No unnecessary time should be used looking for tools and materials. This interrupts work and causes stress. In a well-equipped cabinet, everything is where it should be. A ready-assembled cabinet is easy to move to the most convenient location. There are adjustable glides under the cabinet. This makes it easy to adjust the cabinet so that it stands straight on uneven surfaces. All module-M20 and M30 accessories, such as shelves, drawer units, perforated panels, and extendable shelves, can be used in selecting accessories for the cabinet.





Industrial shelving and cabinets

Storage System

The Sovella storage system can be built as a combination of cabinets and shelves and you can use it as a space divider.

The storage system is available in two standard heights: 78.74 inches and 94.48 inches and two widths: 31.49 inches and 39.37 inches.



All standard and extension parts include 6 shelves.

Standard parts

name	size W x D x H inches	order No
Standard part 80/30/200	32.44 x 11.81 x 78.74	C 313 35 001
Standard part 80/40/200	32.44 x 15.74 x 78.74	C 314 35 001
Standard part 100/30/200	40.31 x 11.81 x 78.74	C 313 35 002
Standard part 100/40/200	40.31 x 15.74 x 78.74	C 314 35 003
Standard part 100/50/200	40.31 x 19.68 x 78.74	C 315 35 001
Standard part 100/60/200	40.31 x 23.62 x 78.74	C 316 35 001
Standard part 80/40/240	32.44 x 15.74 x 94.48	C 314 35 002
Standard part 100/40/240	40.31 x 15.74 x 94.48	C 314 35 004
Standard part 100/50/240	40.31 x 19.68 x 94.48	C 315 35 002
Standard part 100/60/240	40.31 x 23.62 x 94.48	C 316 35 002

Extension parts

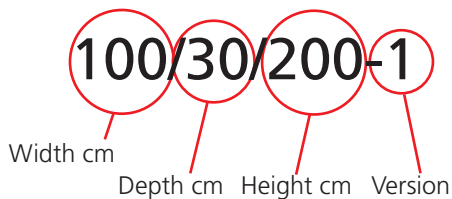
name	size W x D x H inches	order No
Extension part 80/30/200	31.65 x 11.81 x 78.74	C 323 35 001
Extension part 80/40/200	31.65 x 15.74 x 78.74	C 324 35 001
Extension part 100/30/200	39.52 x 11.81 x 78.74	C 323 35 002
Extension part 100/40/200	39.52 x 15.74 x 78.74	C 324 35 003
Extension part 100/50/200	39.52 x 19.68 x 78.74	C 325 35 001
Extension part 100/60/200	39.52 x 23.62 x 78.74	C 326 35 001
Extension part 80/40/240	31.65 x 15.74 x 94.48	C 324 35 002
Extension part 100/40/240	39.52 x 15.74 x 94.48	C 324 35 004
Extension part 100/50/240	39.52 x 19.68 x 94.48	C 325 35 002
Extension part 100/60/240	39.52 x 23.62 x 94.48	C 326 35 002

All standard and extension parts include 6 shelves

The W x D x H rule

All our dimensions follow a WDH rule, where the first dimension is the width (W), the middle the depth (D), and the last the height (H).

Combination name



Load capacity

2200 lbs/part

width 32.44 inches 330 lbs/shelf

width 40.31 inches 330 lbs/shelf



Storage System Combinations



100/30/200-8 C 340 07 008

qty	name	size inches	order No
3	End frame/open	11.81 x 78.74	830 615-35
8	Shelf+brackets	39.37 x 11.81	852 175-35
2	Perforated panel	37.36 x 38.89	837 334-07
2	Cross support pair 39.37		852 176-35
2	Attachment set		852 278-35



100/40/200-1 C 334 07 001

qty	name	size inches	order No
1	Storage cabinet	40.31 x 15.74 x 78.74	C 334 07 000
4	Shelf	39.37 x 15.74	852 231-35

Move with a pallet truck

The cabinet can be moved with a pallet truck or a forklift when the base front panel is removed. Cabinets are equipped with adjustment glides.



100/40/200-4 C 334 07 004

qty	name	size inches	order No
1	Storage cabinet	40.31 x 15.74 x 78.74	C 334 07 000
2	Shelf	39.37 x 15.74	852 231-35
1	Perforated panel	37.36 x 38.89	837 334-07
3	Drawer 15.74		834 513-35
1	Attachment set		852 278-35



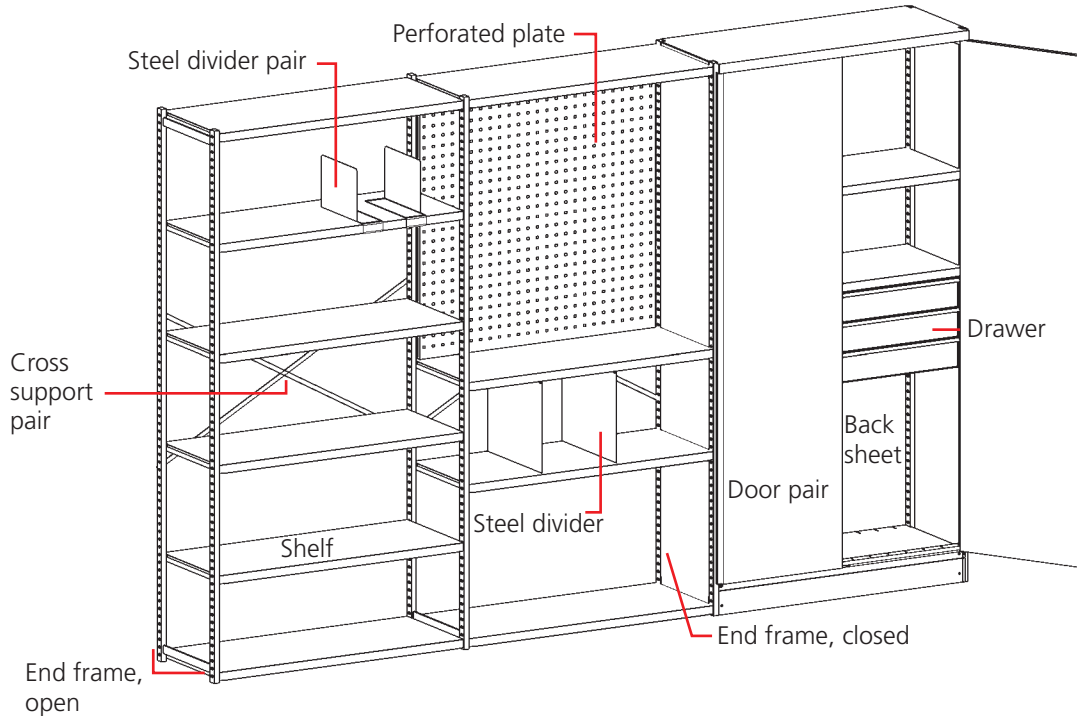
100/40/200-9 C 340 07 009

qty	name	size inches	order No
2	End frame/open	15.74 x 78.74	830 895-35
14	Shelf+brackets	39.37 x 15.74	852 231-35
2	Cross support pair	39.37	852 176-35
1	Perforated panel	37.36 x 38.89	837 334-07
1	Storage cabinet	40.31 x 15.74 x 78.74	C 334 07 000
1	Attachment set		852 278-35



Industrial shelving and cabinets

The Sovella Storage System includes a wide range of different parts which can be used to create a fully tailor-made solution.



Storage system components

name	size D x H inches	order No
End frame, open	11.81 x 78.74	830 615-35
End frame, open	15.74 x 78.74	830 895-35
End frame, closed	15.74 x 78.74	852 144-35
End frame, open	19.68 x 78.74	851 719-35
End frame, closed	19.68 x 78.74	852 243-35
End frame, open	23.62 x 78.74	851 725-35
End frame, closed	23.62 x 78.74	852 256-35
End frame, open	15.74 x 94.48	851 717-35
End frame, open	19.68 x 94.48	851 721-35
End frame, open	23.62 x 94.48	851 724-35
Cross support pair	31.49	852 236-35
Cross support pair	39.37	852 176-35
Cabinet 100/40/200	40.31 x 15.74 x 78.74	C 334 07 000
Cabinet 100/50/200	40.31 x 19.68 x 78.74	C 335 07 000
Cabinet 100/60/200	40.31 x 23.62 x 78.74	C 336 07 000
Cabinet, extension part 100/40/200	39.52 x 15.74 x 78.74	C 337 07 000
Cabinet, extension part 100/50/200	39.52 x 19.68 x 78.74	C 338 07 000
Cabinet, extension part 100/60/200	39.52 x 23.62 x 78.74	C 339 07 000
Back sheet	39.37	832 863-35
Perforated end plate 15.74	13.38 x 78.74	830 917-07
Screw set (attachment back to back)		838 440-51
Perforated panel 39.37	37.36 x 38.89	837 334-07
Attachment set/perforated plate		852 278-35
Additional support for shelf	39.37	852 267-35

Drawers and interior combinations


name	size W x D x H inches	max load lbs	order No
Drawer 100/100, for 15.74 deep cabinet	35.55 x 13.66 x 4.21	66	834 513-35
Drawer 100/100, for 19.68 deep cabinet	35.59 x 13.66 x 4.21	66	834 514-35
(A) Middle divider and middle plates			834 507-35
(B) Middle divider and middle plates			834 508-35
(C) Middle divider and middle plates			834 509-35
(D) Pick up boxes			834 512-00

Shelves

name	size W x D inches	max load lbs	order No
Shelf	31.49 x 11.81	330	852 235-35
Shelf	31.49 x 15.74	330	852 234-35
Shelf	39.37 x 11.81	330	852 175-35
Shelf	39.37 x 15.74	330	852 231-35
Shelf	39.37 x 19.68	330	852 185-35
Shelf	39.37 x 23.62	330	852 187-35

Shelf dividers

name	size D x H inches	order No
Pair of steel dividers	7.48 x 11.22	861 116-35
Shelf divider 11.81	11.81 x 7.08	852 613-35
Shelf divider 11.81	11.81 x 10.23	852 614-35
Shelf divider 11.81	11.81 x 14.56	852 615-35
Shelf divider 15.74	15.74 x 7.08	832 839-35
Shelf divider 15.74	15.74 x 10.23	832 847-35
Shelf divider 15.74	15.74 x 14.56	832 855-35
Shelf divider 19.68	19.68 x 10.23	852 271-35
Shelf divider 19.68	19.68 x 14.56	852 273-35
Shelf divider 23.62	23.62 x 10.23	852 797-35
Shelf divider 23.62	23.62 x 14.56	852 798-35





Heavy Storage System

The heavy storage system is suitable for large and heavy items. The shelf load capacity is 880 lbs and the shelf depth is 27.55 inches. It can be built as a combination of cabinets, drawers and shelves.

The storage system comes in one standard height of 78.74 inches and two widths: 29.52 and 37.40 inches.

All standard and extension parts include 6 shelves



Standard parts

name	size W x D x H inches	order No
Standard part, open	29.52 x 28.11 x 78.74	C 375 35 001
Standard part, closed*	29.52 x 28.11 x 78.74	C 376 35 001
Standard part, open	37.40 x 28.11 x 78.74	C 395 35 001
Standard part, closed*	37.40 x 28.11 x 78.74	C 396 35 001

*The standard part, closed, includes back sheet and closed ends.

Extension parts

name	size W x D x H inches	order No
Extension part, open	27.75 x 28.11 x 78.74	C 377 35 001
Extension part, closed*	27.75 x 28.11 x 78.74	C 378 35 001
Extension part, open	35.62 x 28.11 x 78.74	C 397 35 001
Extension part, closed*	35.62 x 28.11 x 78.74	C 398 35 001

*The standard part, closed, includes back sheet and closed ends.

The W x D x H rule

All our dimensions follow a WDH rule, where the first dimension is the width (W), the middle the depth (D), and the last the height (H).

Load capacity

4400 lbs/part

width 29.52 inches



880 lbs/shelf

width 37.40 inches



770 lbs/shelf



Industrial shelving and cabinets

Heavy Storage System combinations



95/200-1		C 395 35 001	
qty	name	size inches	order No
2	End frame/open	28.11 x 78.74	851 655-35
6	Shelf 90	33.85 x 28.11	851 663-35
1	Cross support pair		851 671-35



75/200-2		C 377 07 002	
qty	name	size inches	order No
2	Base/top 70	25.98 x 28.11	851 656-35
1	Back sheet 70	29.13 x 78.34	851 700-35
2	End frame/closed	28.11 x 78.74	852 449-35
5	Shelf 70	25.98 x 28.11	851 658-35
1	Door pair	27.55 x 78.74	854 400-07



75/200-8		C 399 07 008	
qty	name	size inches	order No
1	Locking shelf	25.98 x 28.11	851 657-35
1	End frame/open	28.11 x 78.74	851 655-35
4	Base/top 70	25.98 x 28.11	851 656-35
7	Shelf 70	25.98 x 28.11	851 658-35
1	Locking element		851 675-35
2	End frame/closed	28.11 x 78.74	852 449-35
3	Drawer 70/50	24.09 x 24.09 x 1.96	833 967-07
2	Drawer 70/100	24.09 x 24.09 x 3.93	833 975-07
2	Drawer 70/150	24.09 x 24.09 x 5.90	833 983-07
1	Drawer 70/250	24.09 x 24.09 x 9.84	833 991-07
1	Back sheet 70	29.13 x 78.34	851 700-35



75/200-9		C 399 07 009	
qty	name	size inches	order No
1	Locking shelf	25.98 x 28.11	851 657-35
4	Base/top 70	25.98 x 28.11	851 656-35
7	Shelf 70	25.98 x 28.11	851 658-35
3	End frame/closed	28.11 x 78.74	852 449-35
3	Drawer 70/50	24.09 x 24.09 x 1.96	833 967-07
2	Drawer 70/100	24.09 x 24.09 x 3.93	833 975-07
2	Drawer 70/150	24.09 x 24.09 x 5.90	833 983-07
1	Drawer 70/250	24.09 x 24.09 x 9.84	833 991-07
2	Back sheet 70	29.13 x 78.34	851 700-35
1	Door pair	27.55 x 78.74	854 400-07
1	Locking element		851 675-35

Industrial shelving and cabinets



The Sovella Heavy Storage System includes a wide range of different parts which can be used to create a fully tailor-made solution.

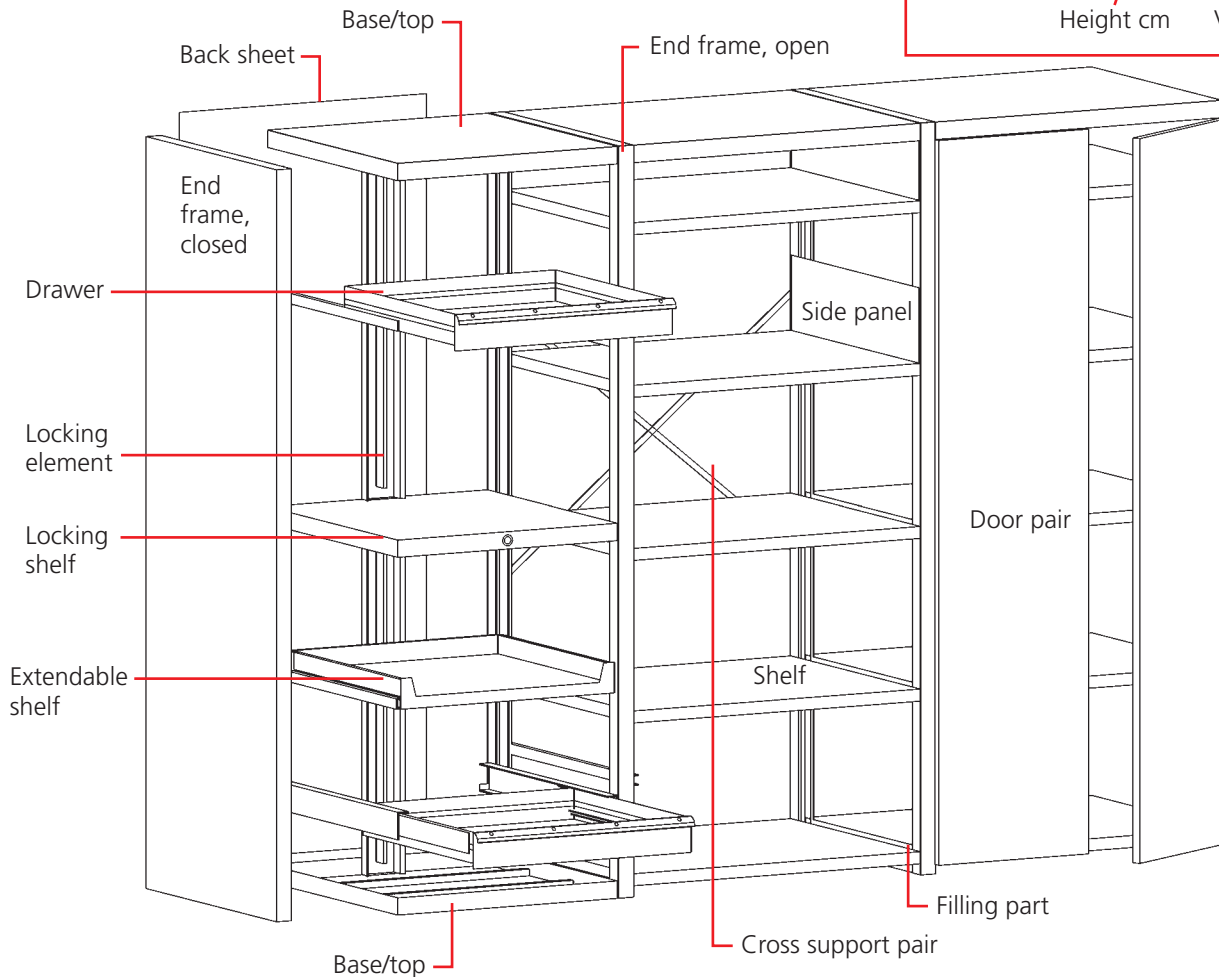
Combination name

95/200-1

Width cm

Height cm

Version



Heavy storage system components

name	size inches	max load lbs	order No
End frame/open	28.11 x 78.74		851 655-35
End frame/closed	28.11 x 78.74		852 449-35
Base/top 70	25.98 x 28.11		851 656-35
Base/top 90	33.85 x 28.11		852 571-35
Cross support pair			851 671-35
Back sheet 70	29.13 x 78.34		851 700-35
Back sheet 90	37.00 x 78.34		851 753-35
Shelf 70	25.98 x 28.11	880	851 658-35
Shelf 90	33.85 x 28.11	770	851 663-35
Side panel	7.87 x 27.55		851 669-35
Filling part	1.57 x 24.40		851 670-35
Door pair*	27.55 x 78.74		854 400-07
Extended door pair*	27.55 x 78.74		854 404-07
Door pair*	35.43 x 78.74		854 402-07
Extended door pair*	35.43 x 78.74		854 405-07
Locking shelf 70*	25.98 x 28.11		851 657-35
Locking shelf 90*	33.85 x 28.11		851 710-35
Locking element	39.37		851 675-35

*Door/locking shelf equipped with lock

Heavy storage system drawers

name	size W x D x H inches	effective height inches	max load lbs	opens %	order No
Drawer 70/50	24.09 x 24.09 x 1.96	1.37	176	85	833 967-07
Drawer 70/75	24.09 x 24.09 x 2.95	2.36	176	85	833 401-07
Drawer 70/100	24.09 x 24.09 x 3.93	3.34	176	85	833 975-07
Drawer 70/100, 100 % opening	24.09 x 24.09 x 3.93	3.34	330	100	852 123-07
Drawer 70/125	24.09 x 24.09 x 4.92	4.33	176	85	833 320-07
Drawer 70/150	24.09 x 24.09 x 5.90	5.31	176	85	833 983-07
Drawer 70/150, 100 % opening	24.09 x 24.09 x 5.90	5.31	330	100	852 124-07
Drawer 70/250	24.09 x 24.09 x 250	9.25	176	85	833 991-07
Drawer 70/250, 100 % opening	24.09 x 24.09 x 9.84	9.25	330	100	852 125-07
Drawer 90/75	860 x 24.09 x 2.95	1.92	176	85	854 262-07
Drawer 90/100	860 x 24.09 x 3.93	2.91	176	85	854 246-07
Drawer 90/150	860 x 24.09 x 5.90	4.88	176	85	854 248-07
Drawer 90/250	860 x 24.09 x 9.84	8.81	176	85	854 249-07
Extendable shelf 70	24.09 x 24.09 x 3.34		176	85	833 843-07
Extendable shelf 70, 100 % opening	24.09 x 24.09 x 3.34		330	100	852 168-07



Industrial shelving and cabinets

Industrial cabinets

A versatile storage solution can be created using the appropriate accessories. An open shelf is not always the best storage method. Tools, expensive equipment

and small items need a different type of solution. Sovella Industrial Cabinets include a wide range of accessories for tool storage.



Industrial cabinet combinations



55/100-1 C 301 07 001

qty	name	order No
1	Cabinet frame 55/100	C 301 07 000
2	Steel shelf 55	854 349-35



80/100-1 C 305 07 001

qty	name	order No
1	Cabinet frame 80/100	C 305 07 000
2	Steel shelf 80	854 345-35



80/100-2 C 305 07 002

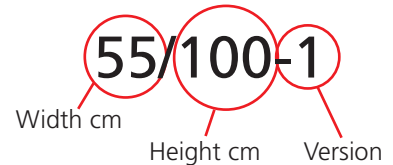
qty	name	order No
1	Cabinet frame 80/100	C 305 07 000
2	Steel shelf 80	854 345-35
1	Drawer 80	854 346-35

Practical!

39.37" high cabinet tops have a back stop and rubber mat to be used as an additional work top.



Combination name



Industrial shelving and cabinets



Computer cabinet

Sovella computer cabinet protects equipment from dust and dirt, even in the most demanding conditions. The computer cabinet is pressurised and equipped with an air filter that keeps the dust out. A screen up to a maximum size of 19" will fit in the computer cabinet.



Computer cabinets

name	W x D x H	order No
Computer cabinet (without the energy rail)	31.49 x 19.68 x 62.99	854 364-35



55/160-1 C 303 07 001

qty	name	order No
1	Cabinet frame 55/160	C 303 07 000
3	Steel shelf 55	854 349-35



80/160-1 C 307 07 001

qty	name	order No
1	Cabinet frame 80/160	C 307 07 000
3	Steel shelf 80	854 345-35



80/160-2 C 307 07 002

qty	name	order No
1	Cabinet frame 80/160	C 307 07 000
2	Steel shelf 80	854 345-35
4	Suspension rail, M30	846 450-35
21	Plastic container 9075	851 623-00
5	Container, 9074	851 622-00




80/160-3 C 307 07 003

qty	name	order No
1	Cabinet frame 80/160	C 307 07 004
3	Steel shelf 80	854 345-35
1	Extendable shelf 80	854 347-35

More space for tools

A much larger amount of space is available for storing tools if the perforated wall panel 854 353-07 is installed on the door or side wall of cabinet 80.





Industrial shelving and cabinets



80/200-1 C 309 07 001

qty	name	order No
1	Cabinet frame 80/200	C 309 07 000
4	Steel shelf 80	854 345-35



80/200-2 C 309 07 002

qty	name	order No
1	Cabinet frame 80/200	C 309 07 000
2	Drawer 80	854 346-35
2	Steel shelf 80	854 345-35
5	Plastic container 9074	851 622-00
1	Suspension rail, M30	846 450-35
1	Extendable shelf 80	854 347-35
1	Perforated panel 28.97 x 25.19	835 633-07
2	Perforated panel 11.33 x 28.03	854 353-07
1	Pair of support feet	864 730-35

Move with a pallet truck

The cabinet can be moved with a pallet truck or a forklift when the plinth front panel has been removed. Cabinets are equipped with adjustment screws.



80/200-3 C 309 07 003

qty	name	order No
1	Cabinet frame 80/200	C 309 07 000
2	Drawer 80	854 346-35
2	Steel shelf 80	854 345-35
3	Shelf divider H 370/15.74	832 855-35
1	Perforated panel 28.97 x 25.19	835 633-07
1	Extendable shelf 80	854 347-35
1	Pair of support feet	864 730-35
1	Pair of steel dividers	861 116-35
1	Drawer for suspension folders	854 348-35



80/200-4 C 309 07 004

Includes 2 pcs steel shelves 80 , 854 345-35.

An extendable shelf for the cabinet

When the cabinet is used for storing folders, a separate extending shelf is a good idea. This shelf makes it easy to browse through the folders.





Industrial cabinet accessories



Cabinet frames

name	size W x D x H inches	order No
Cabinet 55/100	21.65 x 16.73 x 39.37	C 301 07 000
Cabinet 80/100	31.49 x 16.73 x 39.37	C 305 07 000
Cabinet 55/160	21.65 x 16.73 x 62.99	C 303 07 000
Cabinet 80/160	31.49 x 16.73 x 62.99	C 307 07 000
Cabinet 80/160, half doors	31.49 x 16.73 x 62.99	C 307 07 004
Cabinet 80/200	31.49 x 16.73 x 78.74	C 309 07 000

Accessories for cabinets

name	W x D x H inches	max lbs	order No
Perforated panel for door or side wall	11.41 x 29.13		854 353-07
Perforated panel for back wall M20	18.42 x 15.31		860 951-35
Perforated panel for back wall M30	28.97 x 25.19		835 633-07/35
Perforated panel for back wall M30	28.97 x 39.48		835 641-07/35
Pair of steel dividers	.039 x 11.22 x 7.48		861 116-35
Steel shelf 55	21.45 x 15.39 x 1.25	220	854 349-35
Steel shelf 80	29.33 x 15.59 x 1.25	220	854 345-35
Shelf divider	.039 x 15.74 x 7.08		832 839-35
Shelf divider	.039 x 15.74 x 10.23		832 847-35
Shelf divider	.039 x 15.74 x 14.56		832 855-35
Extendable shelf 80	28.54 x 14.25 x 1.65	66	854 347-35
Drawer 55	18.70 x 14.25 x 3.54	66	854 344-35
Drawer 80	28.50 x 14.25 x 3.54	66	854 346-35
Drawer for suspension folders	28.50 x 13.77 x 9.44	66	854 348-35
Pair of support feet	1.57 x 8.66 x .236		864 730-35
Suspension rail	29.21 x 3.54	110	846 450-35

All the M30 accessories fit the cabinet 80 and can be easily installed inside.



Cone rack with hooks

Cone rack with hooks HSK, Capto, ISO

name	W x D x H inches	order No
Cone rack with hooks	29.21 x 7.40 x 3.54	854 430-35



Bit holder

Bit holders M30

name	hole Ø inches	holes pcs	order No
Bit holder 1	.492	39	852 318-51
Bit holder 2	.669	29	852 319-51
Bit holder 3	.944	21	852 320-51
Bit holder 4	1.18	12	852 321-51



Tool brackets

name	rack with hooks can hold pcs	order No
ISO 50	8	837 770-00
HSK 40A/50B	9	854 215-00
HSK 63A/80B	7	854 217-00
HSK 100A/125B	7	854 219-00
Capto C4	9	854 201-00
Capto C5	9	854 202-00
Capto C6	6	854 203-00